


lieber.logisch.lagern



THE SCHULTE 3D CONFIGURATOR

Planning - Offer - Order

» The SCHULTE 3D Configurator



No matter whether its shelving systems, wide-span shelving, pallet racking or cantilever racking – with the SCHULTE 3D Configurator for specialist dealers, the suitable system can be easily configured, visualised in real time and then issued as a finished offer.

Designed for quick planning and visualisation, the SCHULTE 3D Configurator can be loaded directly on the Computer or tablet via the browser. The clear input mask and the guidance through the programme enable you to put together the perfect system for your customer at any time, even without in-depth knowledge of the SCHULTE Lagertechnik portfolio. The ready-configured shelves or shelf combinations can also be displayed in a hall - based

on existing building dimensions. In this way, they can be arranged in a spatially optimal and logistically efficient manner.

Your planning can be immediately output as a Configurator offer. This offer, in turn, can be converted into an individual end-customer offer with just a few clicks. It couldn't be simpler: plan, offer and order - all from one tool.

360° visualisation in real time

Planning, offer and order - at any time and very

All customer projects can be saved via password-protected access and can be called up and changed at any time. Your individual price conditions are stored in your profile, so that your personal offer can be issued immediately. You can then easily convert this into an end customer offer - in your company design. You can also order your configurations directly from the application. It is also possible to enter known article numbers from the SCHULTE Lagertechnik main catalogue directly and order them in the corresponding quantity. The advantage for you here is that the most up-to-date prices are always stored in the application.

360° visualisation in real time

The information required for a configuration is queried in individual steps. On this basis, you can select and adjust the shelves you need. Every change is visualised in real time in a

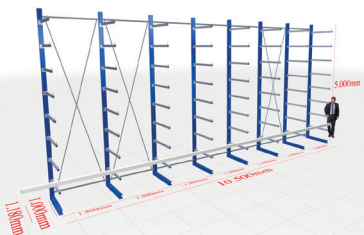
360° view. This provides you and your customer with a realistic impression of the racking system at all times. The visualisation also includes valuable technical information such as shelf heights and planning dimensions.

The ready-configured racking or racking combinations can also be displayed in a hall - based on existing building dimensions. In this way, they can be arranged in a spatially optimal and logistically efficient manner.

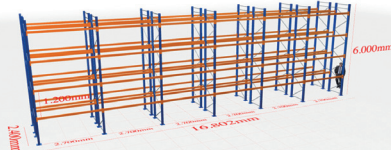
Quotation generation at the push of a button

In the SCHULTE 3D Configurator, the planning and quotation generation steps run in parallel. Your configuration can be immediately output as a Configurator quotation. This quotation can be easily converted into an individual end customer quotation. This saves a lot of time, which you can use to advise your customers individually.

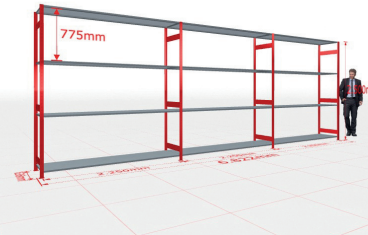
Cantilever racks



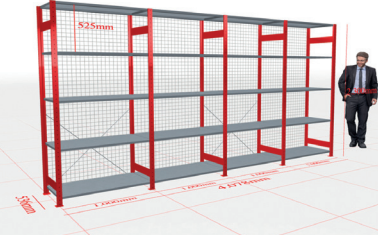
Pallet racks



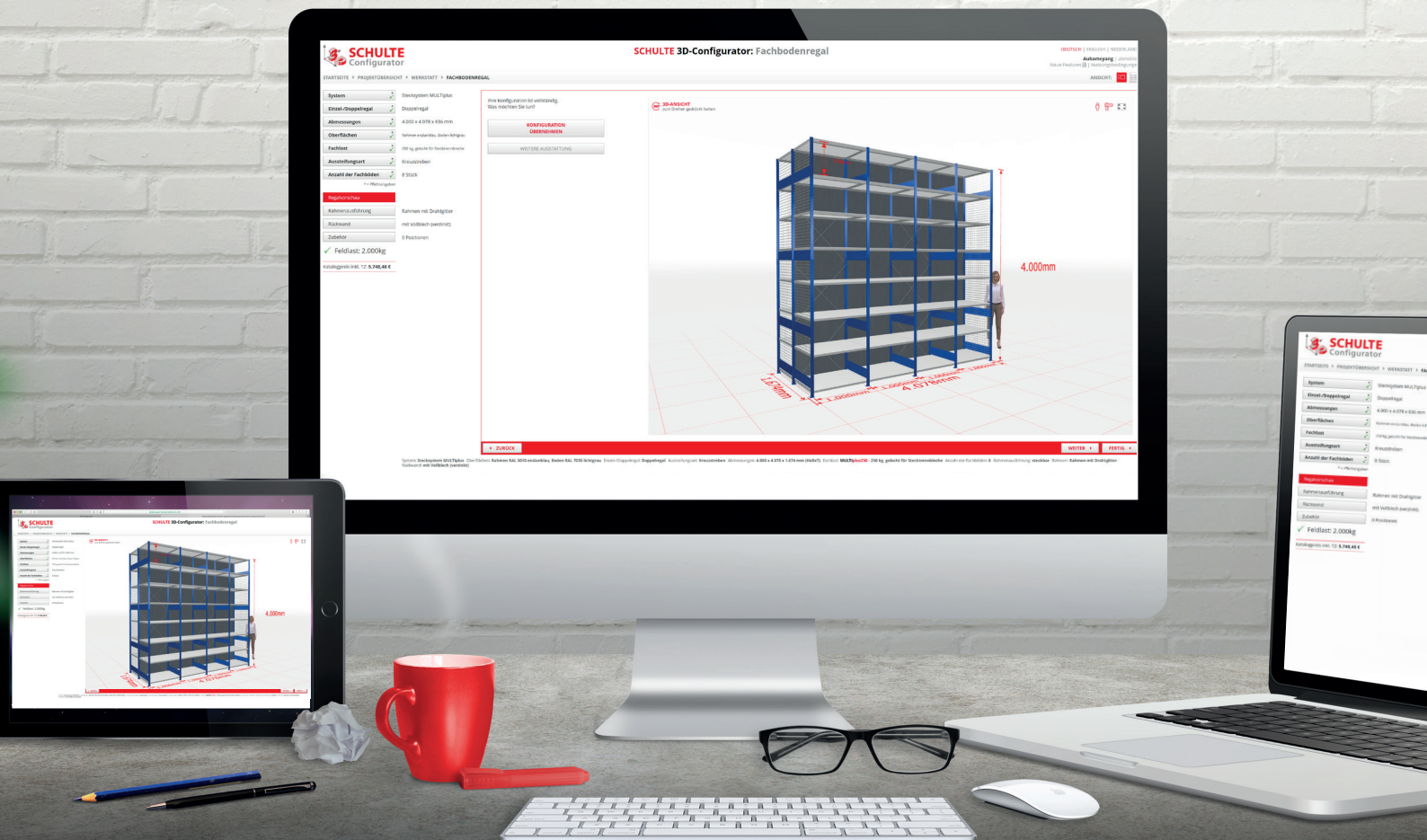
Wide span shelves



Shelving system



» 24 hours a day, 365 days a year



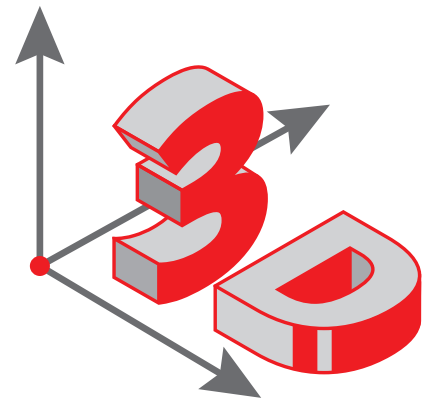
Your benefits at a glance

THE TOOL FOR YOUR SUCCESS

With the SCHULTE 3D Configurator, you can provide your customers with comprehensive advice anywhere and at any time. The joint planning, visualised in real time, helps the customer in his decision-making process.

Your advantages:

- » Can be used online at any time and from anywhere via PC, laptop or tablet
- » Simple, intuitive operation without specialist knowledge
- » Just-in-time planning possible together with the customer
- » Avoidance of configuration errors
- » Price certainty - including freight and installation calculation for Germany
- » Real-time 3D visualisation during configuration
- » Direct quotation generation
- » Quotations can be converted directly into end-customer format (more information on page 8)
- » Online ordering function
- » Save time by planning, quoting and ordering from one tool
- » Quick and easy creation of a 3D hall layout with the configured shelves (more information on page 9)



» It's that simple!

First, you define the system of your shelving.

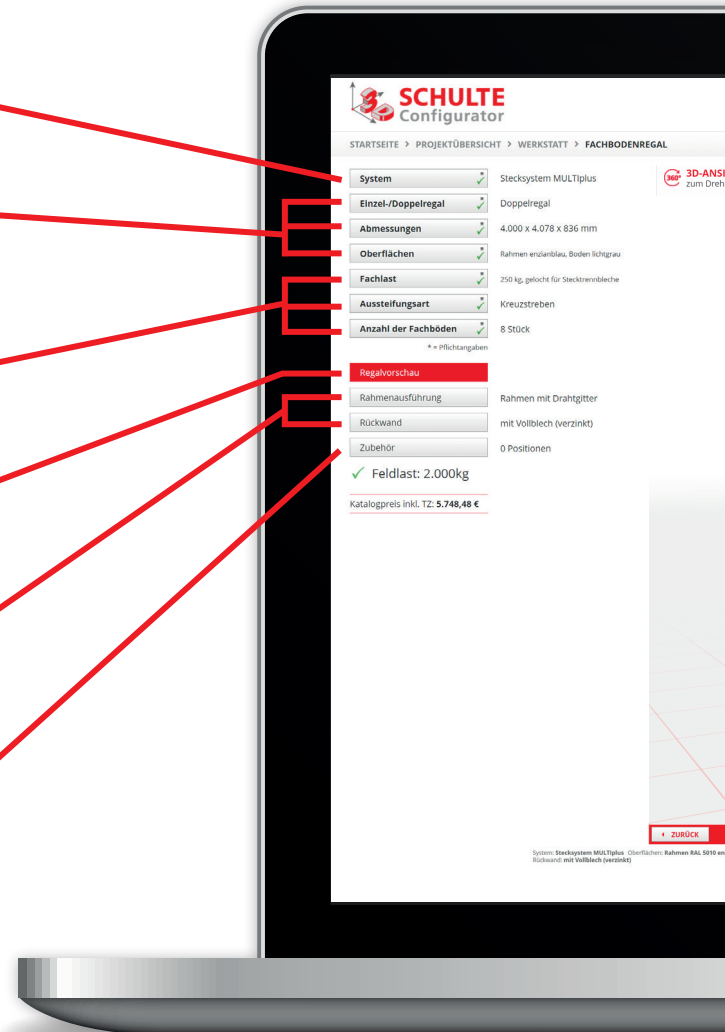
In the next step, you decide on a single or double shelf and define the dimensions and the desired surfaces.

At this point, you will be asked for the shelf load, the type of bracing and the number of shelves.

Your shelving configuration is displayed with just one click.

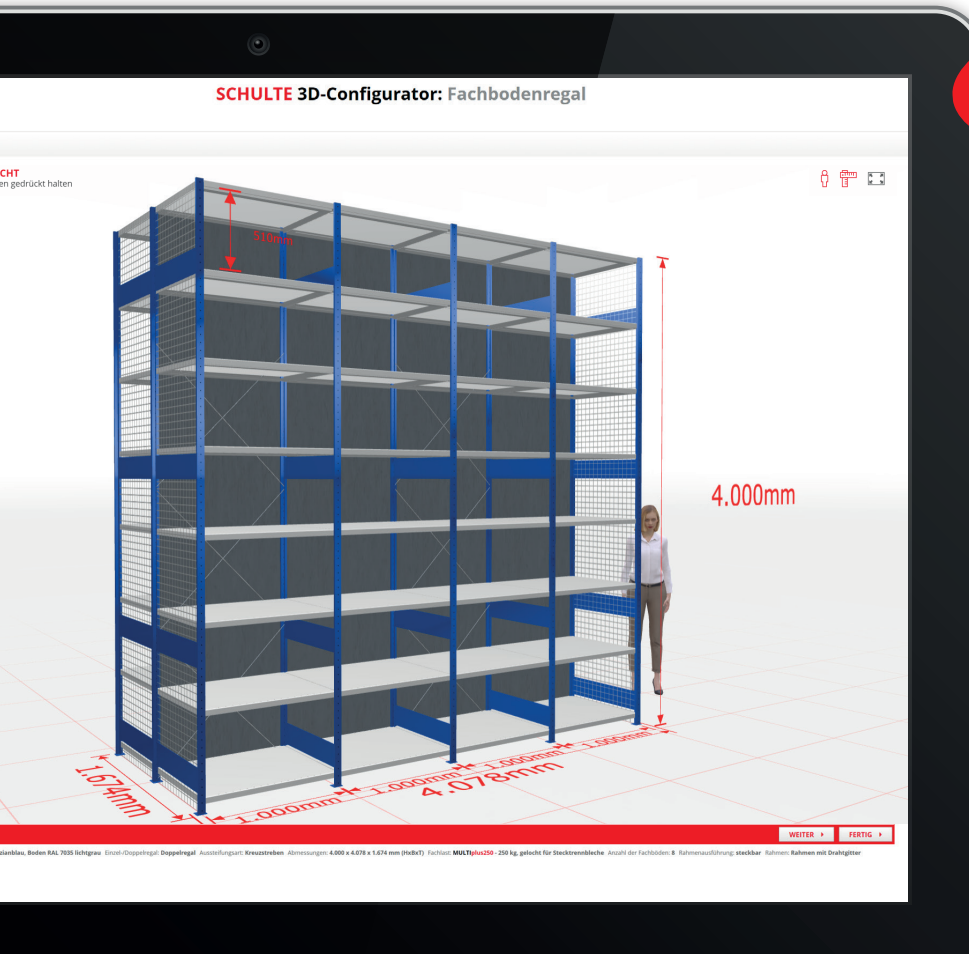
If necessary, you can adjust the frame design or add back panels here.

Under „Accessories“ you can easily add further items from the SCHULTE main catalogue to your order.

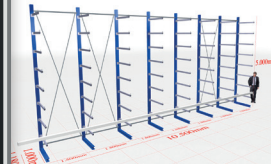


Shelves are configured guided


360°
3D



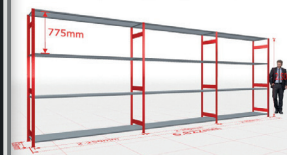
Cantilever racks



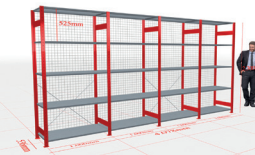
Palett racks



Wide span shelves



Shelving system



» Two important functions ...

TO THE **END CUSTOMER OFFER** IN SECONDS

The direct conversion of Schulte offers into individual specialist dealer offers takes just a few seconds in the SCHULTE 3D Configurator. The end customer offers bear your logo and the desired surcharge conditions. It is also possible to create an offer in a different currency or completely without prices.

In 5 simple steps to an individual end customer offer:

1. First, fill out the „Retailer data“ section on the start page. Here you can upload your company logo, among other things. This step is only necessary once.
2. Now - as usual - request a Schulte offer with your purchase price.
3. click on the project to activate it and select the function „Create customer offer“ - below the function „Order“.
4. now the area for entering the address data of your customer opens. After entering the data, set the desired percentage mark-up.
5. your customer quotation is made available within 2 seconds as a PDF in the SCHULTE 3D Configurator and can be downloaded.



... for your sales success!

DISPLAY CONFIGURATION IN THE HALL LAYOUT

The fully configured racking or racking combinations can also be displayed three-dimensionally in a hall - based on existing building dimensions. This allows them to be arranged in a spatially optimal and logistically efficient manner.

This is how easy it is to display your configuration in the hall layout:

1. Click on the „Room planning“ button in the overview of your configured items.



2. Option 1: „Set room size“ - define the height, width and depth of the room.

Option 2: „Upload floor plan“ - here you can upload a JPG or PDF. By setting two markers, you define the scale of your room.



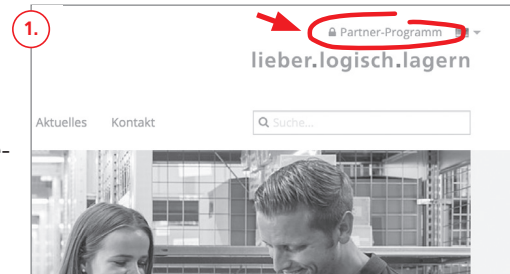
3. The desired shelves from the item overview (on the right-hand side of the screen) can now be made visible in the room - by clicking on the eye - and then placed.



» Your registration

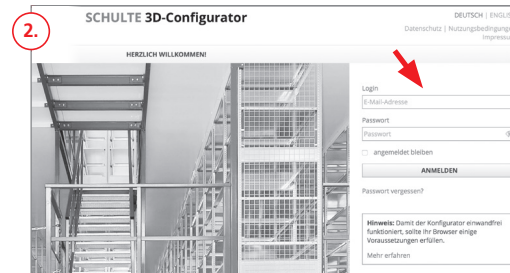
1. Homepage

Go to our homepage www.schulte-lagertechnik.de. Click on Partner Programme in the top right-hand corner of our homepage.



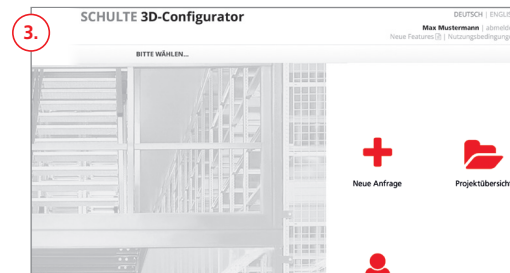
2. Register

On the right side under SCHULTE 3D-Configurator go to: LOGIN OR REGISTER NOW. A new window will open with access to the SCHULTE 3D-Configurator.



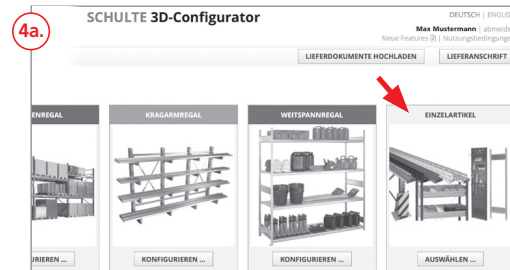
3. Login and create project

Access to the SCHULTE 3D-Configurator is password protected. This allows each customer to create his own project, so that the data can be called up at any time. All created projects remain in the overview and can be edited or added to later.



4a. Selection of shelving

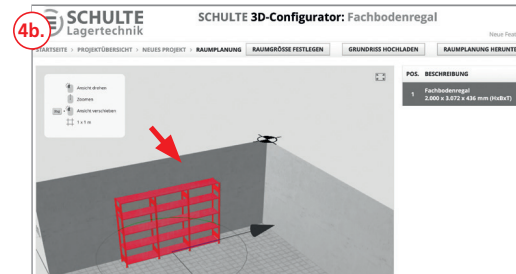
Shelf, pallet, cantilever and wide span racks as well as all single items of the main catalogue can be selected. You can also include the desired individual articles directly in your configuration via the „Quick entry“ function, using the article number.



A new experience in shelf planning

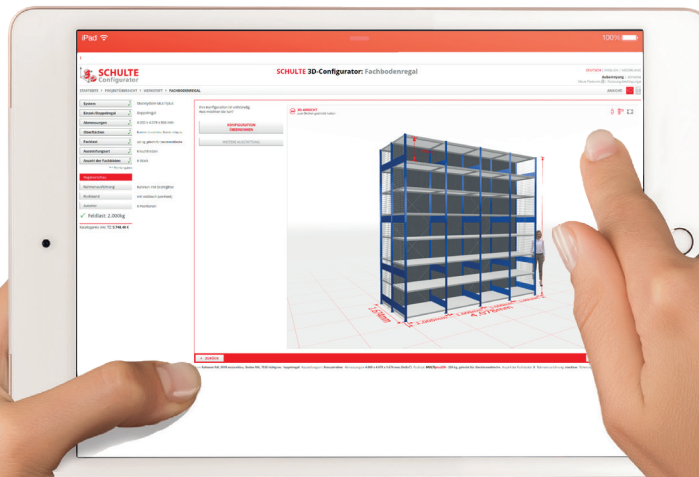
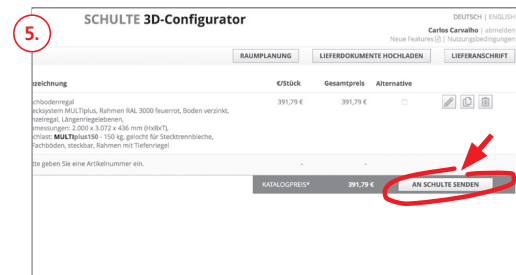
4b. Equipment of the shelves and spatial representation

The fully configured shelves are displayed in 3D mode and can be arranged optimally and logistically efficiently in the hall.



5. Offer and order

Following your configuration, the personal offer can be requested at the push of a button. Based on the quotation, you can order the shelving directly from us via the SCHULTE 3D Configurator. You can change or delete your projects or create variants from them. Re-ordering, ordering spare parts or accessories is thus quick and easy.



lieber.logisch.lagern



Tagungs- und Schulungsort: Die SCHULTE AKADEMIE